



# Landscape Product Guide

CANADA & NORTHEAST USA | EDITION 1.2





## INTRODUCTION

# Less is more.

While products are an important part of what forms the backbone of our company, we like to think it's less about products, and more about people. More about our customers, their needs, ambitions, and goals. More about our employees, their well-being, and their dedication to our customers.

As we look back over the last few years at the many re-alignments of resources that have enabled us to work smarter together, we know that less really is more. Less time spent working harder developing new products; and more time spent working smarter on innovative ways to incorporate the most popular colours and textures across both masonry and landscape product lines, is moving us all toward a more cohesive experience.

As we look forward, we remain committed to doing more, and doing better; in ways that will help all of our people do the same. We are committed to more progress, more education, more service, more communication, with less friction, stress, and guesswork. I want to take this opportunity to thank all of you for being a part of our journey.



**David R. Carter**  
President  
Brampton Brick Limited









## MANUFACTURING EXCELLENCE & QUALITY

# Our commitment.

Through thick and thin, our company is constantly evolving. We've expanded our manufacturing many times over the years, most recently at our Brampton concrete plant. This expansion gives us the capacity to produce both masonry and landscape products, as an integrated masonry and landscape products manufacturer and a single source for quality, durability and long-lasting style.

Your trust keeps us focused on our goal, and motivates us to strive to do more, to do better, to evolve along with the needs of our clients and industry trends. From our state-of-the-art production facilities to quality control, distribution and customer service, we ensure our products are made to last.

Thank you for making us your **ONE Trusted Source**.



Employees at our Brampton concrete products plant



YEARS OF  
MANUFACTURING  
CONCRETE LANDSCAPE  
& MASONRY PRODUCTS



DEDICATED  
EMPLOYEES WORKING  
TO SERVE YOU



MANUFACTURING  
FACILITIES ACROSS  
NORTH AMERICA



DEALERS ACROSS  
NORTH AMERICA



STRENGTH & INTEGRITY

# Our guarantee.



Oaks Landscape Products are manufactured to the highest quality standards in a tightly controlled, fully monitored production environment. Oaks Landscape Products warrants the original property owner that the concrete product is free from material defects. Material found to be defective will be replaced without cost. Colour matching cannot be guaranteed and replacement labour is not included. This assurance of quality is applicable where concrete products produced by Oaks Landscape Products are installed on the site and is subject to use under normal conditions.



Some Conditions apply.  
Scan to view limitations & exclusions.





WHAT WE STRIVE FOR

Customer Satisfaction.

---

Product Quality.

---

Industry Expertise.

---

Trust.

---



# Contents

## Pavers & Slabs

- 08 Rialto 60mm
- 09 Monterey
- 10 Nueva® Slab
- 11 Nueva® XL Slab
- 12 Molina® 60mm
- 13 Colonnade
- 14 Ridgefield Plus
- 15 Ridgefield Smooth
- 16 Market Paver
- 17 Nueva® Paver
- 18 Molina® 80mm
- 19 Rialto 80mm
- 20 Villanova
- 21 Eterna
- 22 Laying Patterns
- 24 Recommended Uses
- 25 ONESand
- 25 Choosing a Contractor
- 26 Packaging Specifications

## Copings, Curbs & Steps

- 29 Oasis
- 30 Cassina
- 31 Fronterra Curb
- 32 Aria Step
- 33 Nueva® Step

## Walls

- 36 Modeco One
- 37 Castlerok 2
- 38 Gardenia Linear
- 39 Modan
- 40 Nueva® 75 Wall
- 41 Nueva® 150 Wall
- 42 Ortana
- 43 Proterra™ Smooth
- 44 Proterra™ Split
- 45 Recommended Uses
- 46 Packaging Specifications
- 48 Wall Capabilities Chart



### PEDESTRIAN TRAFFIC

Suitable for pedestrian use only, such as walkways and patios.



### VEHICULAR TRAFFIC

Suitable for residential vehicle use such as driveways, as well as walkways and patios.



### SOLAR REFLECTANCE INDEX

High solar reflectance keeps pavement area cooler. A higher number indicates greater reflectance.



### EliteFinish™

Product produced with enhanced finish technology.



### ColorBold™

Product produced with enhanced colour technology.

# Legend

## Stay Up-to-Date!



Visit our **interactive online product guide** for additional photo and video content and post-publication updates.  
**Scan to view!**







Slabs: Molina® 60mm, Cloudburst (12x24)

Summer nights sitting around the fire or pool have never looked better! Creating a luxurious or cozy backyard retreat is made simple with our collection of paver, slab and wall products.







**TOP:**

**Slabs:** Rialto 60mm, Champagne with Monterey, Onyx border

**Pillars:** Castlerok 2, Greystone with Onyx accent

**BOTTOM:**

**Slabs:** Rialto 60mm, Champagne with Monterey, Onyx border







**Pavers:** Rialto 80mm, Marble Grey with Nueva® Paver, Onyx inset

Carry your design aesthetic from curbside to poolside! Our paver, slab and wall products work in unison to deliver style, durability and a lifetime of worry-free enjoyment.







**TOP:**  
**Slabs:** Rialto 60mm, Marble Grey  
with Nueva® Slab, Onyx inset

**LEFT:**  
**Slabs:** Rialto 60mm, Champagne  
with Onyx border

**Water Feature:**  
Modan, Champagne







Slabs: Nueva® XL Slab, Cloudburst



# Pavers & Slabs

Traditional or modern, smooth or textured, tumbled or straight-edge? The choice is yours! We have styles to suit any aesthetic, colour palettes that compliment any preference, and products that work together to tie all your project elements together, perfectly.




# Rialto 60mm




Rialto Collection



**NEW THICKNESS!**



CHAMPAGNE



MACKINAW



MARBLE GREY



ONYX

Onyx available in 8x16 Stone size only. Ideal for soldier coursing or banding.

**Slabs:** Rialto 60mm, Marble Grey with Monterey, Onyx border



**8x16 Stone**  
7.87 x 15.75"  
(200 x 400mm)



**16x16 Stone**  
15.75 x 15.75"  
(400 x 400mm)



**16x24 Stone**  
15.75 x 23.62"  
(400 x 600mm)



**8x16 Stone**  
7.87 x 15.75"  
(200 x 400mm)  
**Individually Packaged**

**Now available in ALL colours**



**16x24 Stone**  
15.75 x 23.62"  
(400 x 600mm)  
**Individually Packaged**

**3 STONE RANDOM BUNDLE**




# Monterey 60mm



Rialto Collection




MARBLE GREY




ONYX

Onyx available in 8x16 Small Rectangle Stone size only. Ideal for soldier coursing or banding.



TWEED



WICKER

**Slabs:** Monterey, Tweed with Onyx border



**12x24 Stone**  
11.81 x 23.62"  
(300 x 600mm)



**16x16 Stone**  
15.75 x 15.75"  
(400 x 400mm)



**24x24 Stone**  
23.62 x 23.62"  
(600 x 600mm)



**8x16 Small Rectangle Stone**  
7.87 x 15.75"  
(200 x 400mm)  
**Individually Packaged**



**16x32 Large Rectangle Stone**  
15.75 x 31.50"  
(400 x 800mm)  
**Individually Packaged**

**3 STONE RANDOM BUNDLE**



# Nueva® Slab 60mm



Nueva® Collection



CHAMPAGNE



ONYX



CLOUDBURST



UMBER **NEW!**



MARBLE GREY

Umber available in 8x16 Small Rectangle size only. Ideal for soldier coursing or banding.




MILANO **NEW!**

**Slabs:** Nueva® Slab, Champagne  
**Walls:** Nueva® 150, Champagne with Champagne coping



**8x16 Small Rectangle**  
 7.87 x 15.75"  
 (200 x 400mm)



**16x16 Stone**  
 15.75 x 15.75"  
 (400 x 400mm)



**16x24 Stone**  
 15.75 x 23.62"  
 (400 x 600mm)



**8x16 Small Rectangle**  
 7.87 x 15.75"  
 (200 x 400mm)

**Individually Packaged**

**Now available in ALL colours**

**3 STONE RANDOM BUNDLE**



# Nueva® XL Slab 60mm



Nueva® Collection


**NEW COLOUR!**



**Slabs:** Nueva® XL Slab, Cloudburst




**24x36 Stone**  
23.62 x 35.43"  
(600 x 900mm)  
**Individually Packaged**




CHAMPAGNE




ONYX



CLOUDBURST



MARBLE GREY



MILANO **NEW!**


**NOTE:** When using Nueva® Slab with Nueva® XL, please understand that colours and tonal consistency between these products may not be exact matches.




# Molina® 60mm




Eterna Collection



CLOUDBURST



LUNA



MORAINÉ



TWILIGHT

**Slabs:** Molina® 60mm, Moraine  
**Walls & Steps:** Nueva® 75, Champagne with Onyx caps & treads



**12x12 Stone**  
 11.81 x 11.81"  
 (300 x 300mm)



**12x18 Stone**  
 11.81 x 17.72"  
 (300 x 450mm)




**12x24 Stone**  
 11.81 x 23.62"  
 (300 x 600mm)



**6x12 Stone**  
 5.91 x 11.81"  
 (150 x 300mm)  
**Individually Packaged**



**12x24 Stone NEW!**  
 11.81 x 23.62"  
 (300 x 600mm)  
**Individually Packaged**



**24x24 Stone NEW!**  
 23.62 x 23.62"  
 (600 x 600mm)  
**Individually Packaged**

**3 STONE COMBO BUNDLE**



# Colonnade 60mm



Legacy Collection



GREYFIELD



TIMBERWOOD



ONYX

Onyx available in 6x9 Stone only. Ideal for soldier coursing or banding.



SANDALWOOD



SILVERSAND

Pavers: Colonnade, Silversand



**3x6 Stone**  
2.95 x 5.91"  
(75 x 150mm)



**6x6 Stone**  
5.91 x 5.91"  
(150 x 150mm)



**6x9 Stone**  
5.91 x 8.86"  
(150 x 225mm)  
Individually Packaged



**9x9 Stone**  
8.86 x 8.86"  
(225 x 225mm)  
Individually Packaged



**9x12 Stone**  
8.86 x 11.81"  
(225 x 300mm)  
Individually Packaged

2 STONE COMBO BUNDLE



# Ridgefield Plus 70mm



Rialto Collection



CHAMPAGNE



EXECUTIVE



ONYX

Onyx available in 8x12 Stone size only. Ideal for soldier coursing or banding.

**Pavers:** Ridgefield Plus, Champagne with Ridgefield Smooth, Onyx border and accent  
**Steps:** Proterra™, Greyfield



**8x12 Stone**  
 7.87 x 11.81"  
 (200 x 300mm)



**12x12 Stone**  
 11.81 x 11.81"  
 (300 x 300mm)



**12x16 Stone**  
 11.81 x 15.75"  
 (300 x 400mm)



**8x12 Stone**  
 7.87 x 11.81"  
 (200 x 300mm)

**Individually Packaged**  
 Available in Onyx only


**3 STONE LARGE COMBO BUNDLE**



# Ridgefield Smooth 70mm



Nueva® Collection



CHAMPAGNE



MARBLE GREY



ONYX

Onyx available in 8x12 Stone size only. Ideal for soldier coursing or banding.

**Pavers:** Ridgefield Smooth, Champagne with Ridgefield Plus, Onyx inset



**8x12 Stone**  
7.87 x 11.81"  
(200 x 300mm)



**12x12 Stone**  
11.81 x 11.81"  
(300 x 300mm)



**12x16 Stone**  
11.81 x 15.75"  
(300 x 400mm)



**8x12 Stone**  
7.87 x 11.81"  
(200 x 300mm)  
**Individually Packaged**  
**Available in Onyx only**


**3 STONE LARGE COMBO BUNDLE**



# Market Paver 80mm




*Eterna Collection*



ONYX



SANGRIA



SERENGETI

**Pavers:** Market Paver, Sangria and Serengeti (blended onsite)



**4x8 Stone**  
3.94 x 7.87"  
(100 x 200mm)



# Nueva® Paver 80mm



Nueva® Collection



**NEW SIZE & COLOURS!**



CHAMPAGNE




ONYX



CLOUDBURST



UMBER **NEW!**



MARBLE GREY

Umber available in 8x16 Small Rectangle size only. Ideal for soldier coursing or banding.



MILANO **NEW!**

Pavers: Nueva® Paver, Champagne with Onyx border



**8x16 Small Rectangle**  
7.87 x 15.75"  
(200 x 400mm)



**16x16 Stone**  
15.75 x 15.75"  
(400 x 400mm)



**16x24 Stone**  
15.75 x 23.62"  
(400 x 600mm)



**8x16 Small Rectangle**  
7.87 x 15.75"  
(200 x 400mm)  
**Individually Packaged**

**Now available in ALL colours**



**16x32 Large Rectangle NEW!**  
15.75 x 31.50"  
(400 x 800mm)  
**Individually Packaged**

**3 STONE RANDOM BUNDLE**


**NOTE:** When using Nueva® Paver with 16x32 Large Rectangle, please understand that colours and tonal consistency between these products may not be exact matches.




# Molina® 80mm




Eterna Collection



CLOUDBURST



LUNA



MORAINE



TWILIGHT

Pavers: Molina® 80mm, Moraine



**12x12 Stone**  
11.81 x 11.81"  
(300 x 300mm)



**12x18 Stone**  
11.81 x 17.72"  
(300 x 450mm)



**12x24 Stone**  
11.81 x 23.62"  
(300 x 600mm)



**6x12 Stone**  
5.91 x 11.81"  
(150 x 300mm)  
Individually Packaged



**12x24 Stone**  
11.81 x 23.62"  
(300 x 600mm)  
Individually Packaged

3 STONE COMBO BUNDLE




# Rialto 80mm




Rialto Collection



CHAMPAGNE



MACKINAW



MARBLE GREY



ONYX

Onyx available in 8x16 Stone size only. Ideal for soldier coursing or banding.

**Pavers:** Rialto 80mm, Champagne with Villanova, Onyx border (sealed with gloss sealant)



**8x16 Stone**  
7.87 x 15.75"  
(200 x 400mm)



**16x16 Stone**  
15.75 x 15.75"  
(400 x 400mm)



**16x24 Stone**  
15.75 x 23.62"  
(400 x 600mm)



**8x16 Stone**  
7.87 x 15.75"  
(200 x 400mm)  
**Individually Packaged**

Now available in  
**ALL colours**



**16x24 Stone**  
15.75 x 23.62"  
(400 x 600mm)  
**Individually Packaged**

**3 STONE RANDOM BUNDLE**



# Villanova 80mm




Rialto Collection



CHAMPAGNE



MARBLE GREY



ONYX

Onyx available in Rectangle Stone size only. Ideal for soldier coursing or banding.

Pavers: Villanova, Champagne



**Square Stone**  
15.67 x 15.67"  
(398 x 398mm)



**Large Rectangle Stone**  
15.67 x 23.5"  
(398 x 597mm)



**Rectangle Stone**  
7.83 x 15.67"  
(199 x 398mm)  
**Individually Packaged**

**2 STONE COMBO BUNDLE**




# Eterna 100mm



Eterna Collection



CLOUDBURST



LUNA



TWILIGHT

**Pavers:** Eterna, Luna and Cloudburst  
**Stone Masonry:** Contempo, Dover  
**Clay Brick:** Royal Gray, PRP



**100x300 Stone**  
 3.94 x 11.81"  
 (100 x 300mm)  
 Individually Packaged



**100x400 Stone**  
 3.94 x 15.75"  
 (100 x 400mm)  
 Individually Packaged



**200x600 Stone**  
 7.87 x 23.62"  
 (200 x 600mm)  
 Individually Packaged



**400x600 Stone**  
 15.75 x 23.62"  
 (400 x 600mm)  
 Individually Packaged


**NOTE:** When ordering Eterna, try to secure product from a single batch lot to reduce the risk of variability. Colour and tonal consistency between different sizes and batch lots cannot be guaranteed.



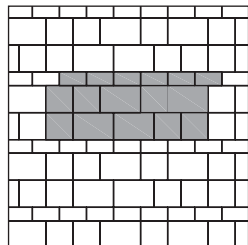
# LAYING PATTERNS BY PRODUCT

## Layout Possibilities

### Rialto 60 & 80mm

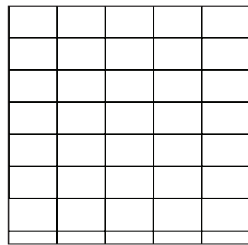


**Pattern A - L-shape**  
20% (8x16)  
40% (16x16)  
40% (16x24)




**Pattern C - Running Bond**  
20% (8x16)  
40% (16x16)  
40% (16x24)

### Nueva® XL Slab 60mm




**Pattern A - Stack Bond**  
100% (24x36)

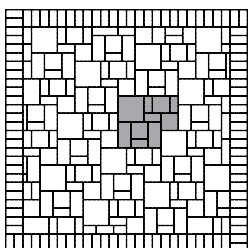


**Pattern D - Herringbone**  
100% (24x36)

### Monterey 60mm




**Pattern A**  
40% (16x16)  
30% (12x24)  
30% (24x24)

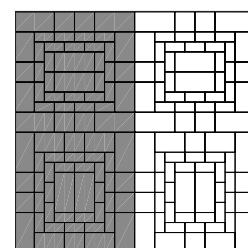


**Pattern G**  
32% (16x16)  
24% (12x24)  
24% (24x24)  
21% (8x16)

### Molina 60 & 80mm




**Pattern A - Running Bond**  
25% (12x12)  
25% (12x18)  
50% (12x24)

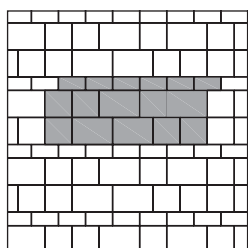


**Pattern D - Patchwork**  
33.2% (6x12)  
16.7% (12x12)  
16.7% (12x18)  
33.4% (12x24)

### Nueva® Slab & Paver 60 & 80mm




**Pattern A - L-Shape**  
20% (8x16)  
40% (16x16)  
40% (16x24)




**Pattern C - Running Bond**  
20% (8x16)  
40% (16x16)  
40% (16x24)

### Colonnade 60mm



**Pattern C**  
27% (6x9)  
20% (9x9)  
53% (9x12)

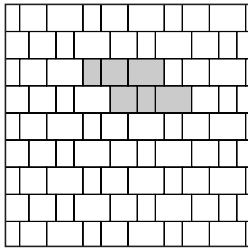


**Pattern G**  
8% (3x6)  
42% (6x6)  
50% (6x9)

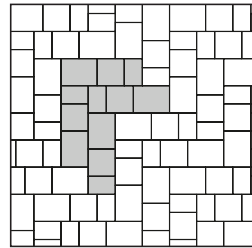


# Layout Possibilities

## Ridgefield Plus & Smooth 70mm

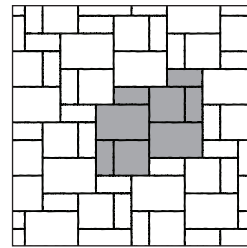


**Pattern G -  
Running Bond**  
22% (8x12)  
33% (12x12)  
45% (12x16)

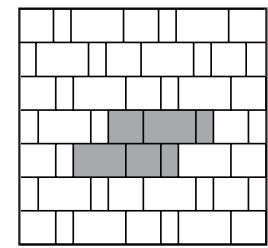


**Pattern I -  
Pseudo Herringbone**  
22% (8x12)  
33% (12x12)  
45% (12x16)

## Villanova 80mm




**Pattern A -  
Cluster**  
28% (Small Rectangle)  
29% (Square)  
43% (Large Rectangle)




**Pattern F -  
Running Bond**  
17% (Small Rectangle)  
33% (Square)  
50% (Large Rectangle)

## Market Paver 80mm




**Pattern A -  
Herringbone**  
100% (4x8)




**Pattern B -  
Running Bond**  
100% (4x8)

## Eterna 100mm



**Pattern G -  
Herringbone**  
100% (100x400)




**Pattern M -  
Running Bond**  
33.3% (100x300)  
33.3% (100x400)  
33.3% (200x600)

More laying patterns are available on our website!



Scan to view more laying patterns.  
Visit [OAKSpavers.com/en/resource-search](https://www.oakspavers.com/en/resource-search)





PAVER & SLAB RECOMMENDED USES (RESIDENTIAL)

# Product Matrix



PRODUCT	THICKNESS	SIZES	POOL DECK	PATIO/WALKWAY	DRIVEWAY	EliteFinish™	ColorBold™
<b>Rialto</b>	60mm	8x16 Stone	✓	✓			
		Random Bundle	✓	✓			
		16x24 Stone	✓	✓			
<b>Monterey</b>	60mm	8x16 Small Rectangle	✓	✓			
		Random Bundle	✓	✓			
		16x32 Large Rectangle	✓	✓			
<b>Nueva® Slab</b>	60mm	8x16 Small Rectangle	✓	✓			
		Random Bundle	✓	✓			
<b>Nueva® XL Slab</b>	60mm	24x36 Stone	✓	✓			
<b>Molina®</b>	60mm	Combo Bundle	✓	✓		✓	✓
		6x12 Stone	✓	✓		✓	✓
		12x24 Stone	✓	✓		✓	✓
		24x24 Stone	✓	✓		✓	✓
<b>Colonnade</b>	60mm	Combo Bundle	✓	✓	✓		
		6x9 Stone	✓	✓	✓		
		9x9 Stone	✓	✓	✓		
		9x12 Stone	✓	✓	✓		
<b>Ridgefield Plus &amp; Ridgefield Smooth</b>	70mm	8x12 Stone	✓	✓	✓		
		Large Combo Bundle	✓	✓	✓		
<b>Market Paver</b>	80mm	4x8 Stone		✓	✓	✓	✓
<b>Nueva® Paver</b>	80mm	8x16 Small Rectangle		✓	✓		
		Random Bundle		✓	✓		
		16x32 Large Rectangle		✓			
<b>Molina®</b>	80mm	Combo Bundle		✓	✓	✓	✓
		6x12 Stone		✓	✓	✓	✓
		12x24 Stone		✓	✓	✓	✓
<b>Rialto</b>	80mm	8x16 Stone		✓	✓		
		Random Bundle		✓	✓		
		16x24 Stone		✓	✓		
<b>Villanova</b>	80mm	Rectangle Stone		✓	✓		
		Combo Bundle		✓	✓		
<b>Eterna</b>	100mm	100x300 Stone			✓	✓	
		100x400 Stone			✓	✓	
		200x600 Stone			✓	✓	
		400x600 Stone			✓	✓	

**NOTE:** Thicker units can be used for pool deck and patio/walkway applications. Our recommendations are based on the availability of thinner alternatives.

# 1ONESAND

The only polymeric sand you need.



1ONESAND polymeric sand is a specially formulated, high-performance mix of calibrated sands, polymers, and binding agents designed to fill and firmly bind paver joints. 1OneSand's superior performance and durability is ideal for all newly installed pavers or slabs, as well as paver joint replacement on existing walkways, patios or even sloped driveways. 1OneSand remains stable and just flexible enough, maintaining its durability and flexibility in the most extreme weather conditions.

#### FEATURES:


- Fast, easy setting
- Prevents weed growth & ant hills
- Suitable for joints up to 4" (100mm) wide
- Long lasting formula
- Free of dyes or pigments
- Will not stain pavers

#### Available in 3 colours!

50lb (22.7kg) bag | 63 bags/skid



Canvas  
Beige



Absolute  
Black



Granite  
Grey



For more info.

## CHOOSING A Contractor



You are about to invest in a long-lasting concrete landscape project. Like any construction project, the quality of the final result is highly dependent on the quality of the contractor doing the work.

#### Recommended Contractor Qualifications:

- Member of ICPI and/or Landscape Ontario
- ICPI Certified Concrete Paver Installer or ICPI Accredited Paver Installer Company
- Project references (recommend installation experience of a minimum of 10,000 square feet)
- 2 year installation warranty
- Verify insurance and applicable licenses
- Adhere to the installation guidelines recommended by ICPI

To find a certified installer visit: [www.icpi.org](http://www.icpi.org)





# PAVER & SLAB

## Packaging Specs

BUNDLE SPECIFICATIONS						PER SECTION SPECIFICATIONS				
RIALTO 60mm	LAYERS	SQ. FT.	LIN. FT.	PIECES	WEIGHT	SECTIONS	SQ. FT.	LIN. FT.	PIECES	WEIGHT
<b>8x16 Stone</b>	8	103.4	78.7 (soldier) 157.4 (sailor)	120	2912	Layer †	12.9	9.8 (soldier) 19.7 (sailor)	15	364
<b>RANDOM BUNDLE 8x16, 16x16, 16x24</b>	8	103.4	78.7 (sailor)	24 (8x16) 24 (16x16) 16 (16x24)	2940	Layer †	12.9	9.8 (sailor)	3 (8x16) 3 (16x16) 2 (16x24)	368
<b>16x24 Stone</b>	8	103.4	52.5 (soldier) 78.7 (sailor)	40	2925	Layer †	12.9	6.6 (soldier) 9.8 (sailor)	5	369
MONTEREY 60mm	LAYERS	SQ. FT.	LIN. FT.	PIECES	WEIGHT	SECTIONS	SQ. FT.	LIN. FT.	PIECES	WEIGHT
<b>8x16 Small Rectangle</b>	10	103.4	78.7 (soldier) 157.4 (sailor)	120	2912	Layer †	10.3	7.9 (soldier) 15.7 (sailor)	12	291
<b>RANDOM BUNDLE 16x16, 12x24, 24x24</b>	8	103.4	-	24 (16x16) 16 (12x24) 8 (24x24)	2958	Layer †	12.9	-	3 (16x16) 2 (12x24) 1 (24x24)	370
<b>16x32 Large Rectangle</b>	10	103.4	39.4 (soldier) 78.7 (sailor)	30	2963	Layer †	10.3	3.9 (soldier) 7.8 (sailor)	3	296
NUEVA® SLAB	LAYERS	SQ. FT.	LIN. FT.	PIECES	WEIGHT	SECTIONS	SQ. FT.	LIN. FT.	PIECES	WEIGHT
<b>8x16 Small Rectangle</b>	8	103.4	78.7 (soldier) 157.4 (sailor)	120	2912	Layer †	12.9	9.8 (soldier) 19.7 (sailor)	15	364
<b>RANDOM BUNDLE 8x16, 16x16, 16x24</b>	8	103.4	78.7 (sailor)	24 (8x16) 24 (16x16) 16 (16x24)	2940	Layer †	12.9	9.8 (sailor)	3 (8x16) 3 (16x16) 2 (16x24)	368
NUEVA® XL SLAB 60mm	LAYERS	SQ. FT.	LIN. FT.	PIECES	WEIGHT	SECTIONS	SQ. FT.	LIN. FT.	PIECES	WEIGHT
<b>24x36 Stone</b>	10	116.25	39.4 (soldier) 59 (sailor)	20	3200	Layer †	11.6	3.9 (soldier) 5.9 (sailor)	2	320
MOLINA® 60mm	LAYERS	SQ. FT.	LIN. FT.	PIECES	WEIGHT	SECTIONS	SQ. FT.	LIN. FT.	PIECES	WEIGHT
<b>COMBO BUNDLE 12x12, 12x18, 12x24</b>	8	93	94.5 (sailor)	24 (12x12) 16 (12x18) 24 (12x24)	2790	Layer †	11.6	11.8 (sailor)	3 (12x12) 2 (12x18) 3 (12x24)	349
<b>6x12 Stone</b>	8	93	94.5 (soldier) 189 (sailor)	192	2740	Layer †	11.6	11.8 (soldier) 23.6 (sailor)	24	343
<b>12x24 Stone NEW!</b>	8	93	47.3 (soldier) 94.5 (sailor)	48	2796	Layer †	11.6	11.8 (soldier) 23.6 (sailor)	6	350
<b>24x24 Stone NEW!</b>	10	77.5	39.4 (soldier)	20	2346	Layer †	7.75	3.9 (soldier)	2	235
COLONNADE 60mm	LAYERS	SQ. FT.	LIN. FT.	PIECES	WEIGHT	SECTIONS	SQ. FT.	LIN. FT.	PIECES	WEIGHT
<b>COMBO BUNDLE 3x6, 6x6</b>	9	104	35 (3x6) 177 (6x6)	144 (3x6) 360 (6x6)	2925	8	13	4.4 (3x6) 22 (6x6)	18 (3x6) 45 (6x6)	366
<b>6x9 Stone</b>	9	105	141.7 (soldier)	288	2826	8	13.1	17.7 (soldier)	36	353
<b>9x9 Stone</b>	9	98	132.9 (soldier)	180	2750	5	19.6	26.6 (soldier)	36	550
<b>9x12 Stone</b>	9	104	106.3 (soldier)	144	2936	4	26	26.6 (soldier)	36	734

† Packaged with mesh between layers.

# PAVER & SLAB

## Packaging Specs

BUNDLE SPECIFICATIONS						PER SECTION SPECIFICATIONS				
RIDGEFIELD PLUS 70mm	LAYERS	SQ. FT.	LIN. FT.	PIECES	WEIGHT	SECTIONS	SQ. FT.	LIN. FT.	PIECES	WEIGHT
8x12 Stone	8	104	105 (soldier) 157.5 (sailor)	160	3340	4	26	26.2 (soldier) 39.4 (sailor)	40	836
<b>LARGE COMBO BUNDLE</b> 8x12, 12x12, 12x16	8	93	94.5**	32 each	3004	4	23.3	23.6**	8 each	751
RIDGEFIELD SMOOTH 70mm	LAYERS	SQ. FT.	LIN. FT.	PIECES	WEIGHT	SECTIONS	SQ. FT.	LIN. FT.	PIECES	WEIGHT
8x12 Stone	8	104	105 (soldier) 157.5 (sailor)	160	3340	Layer †	13	13.1 (soldier) 19.7 (sailor)	20	418
<b>LARGE COMBO BUNDLE</b> 8x12, 12x12, 12x16	8	93	94.5**	32 each	3004	Layer †	11.6	11.8**	4 each	376
MARKET PAVER 80mm	LAYERS	SQ. FT.	LIN. FT.	PIECES	WEIGHT	SECTIONS	SQ. FT.	LIN. FT.	PIECES	WEIGHT
4x8 Stone	6	69.8	106.3 (soldier) 212.6 (sailor)	324	2684	Layer †	11.6	17.7 (soldier) 35.4 (sailor)	54	447
NUEVA® PAVER 80mm	LAYERS	SQ. FT.	LIN. FT.	PIECES	WEIGHT	SECTIONS	SQ. FT.	LIN. FT.	PIECES	WEIGHT
8x16 Small Rectangle	6	77.5	59 (soldier) 118.2 (sailor)	90	2902	Layer †	12.9	9.8 (soldier) 19.7 (sailor)	15	484
<b>RANDOM BUNDLE</b> 8x16, 16x16, 16x24	6	77.5	59 (sailor)	18 (8x16) 18 (16x16) 12 (16x24)	2930	Layer †	12.9	9.8 (sailor)	3 (8x16) 3 (16x16) 2 (16x24)	488
16x32 Stone Large Rectangle <b>NEW!</b>	8	83	31.5 (soldier) 63 (sailor)	24	3136	Layer †	10.4	3.9 (soldier) 7.9 (sailor)	3	392
MOLINA® 80mm	LAYERS	SQ. FT.	LIN. FT.	PIECES	WEIGHT	SECTIONS	SQ. FT.	LIN. FT.	PIECES	WEIGHT
<b>COMBO BUNDLE</b> 12x12, 12x18, 12x24	6	69.8	70.8 (sailor)	18 (12x12) 12 (12x18) 18 (12x24)	2720	Layer †	11.6	11.8 (sailor)	3 (12x12) 2 (12x18) 3 (12x24)	453
6x12 Stone	6	69.8	70.8 (soldier) 141.7 (sailor)	144	2689	Layer †	11.6	11.8 (soldier) 23.6 (sailor)	24	448
12x24 Stone	6	69.8	35.4 (soldier) 70.8 (sailor)	36	2778	Layer †	11.6	5.9 (soldier) 11.8 (sailor)	6	463
RIALTO 80mm	LAYERS	SQ. FT.	LIN. FT.	PIECES	WEIGHT	SECTIONS	SQ. FT.	LIN. FT.	PIECES	WEIGHT
8x16 Stone	6	77.5	59 (soldier) 118.2 (sailor)	90	2902	Layer †	12.9	9.8 (soldier) 19.7 (sailor)	15	484
<b>RANDOM BUNDLE</b> 8x16, 16x16, 16x24	6	77.5	59.1 (sailor)	18 (8x16) 18 (16x16) 12 (16x24)	2930	Layer †	12.9	9.8 (sailor)	3 (8x16) 3 (16x16) 2 (16x24)	488
16x24 Stone	6	77.5	39.4 (soldier) 59.1 (sailor)	30	2930	Layer †	12.9	6.6 (soldier) 9.8 (sailor)	5	488
VILLANOVA 80mm	LAYERS	SQ. FT.	LIN. FT.	PIECES	WEIGHT	SECTIONS	SQ. FT.	LIN. FT.	PIECES	WEIGHT
Rectangle Stone	6	76.5	58.8 (soldier) 117.5 (sailor)	90	2856	3	25.5	19.6 (soldier) 39.2 (sailor)	30	952
<b>COMBO BUNDLE</b> Large Rectangle, Square	6	76.5	58.8 (sailor)	18 each	2898	3	25.5	19.6 (sailor)	6 each	966
ETERNA 100mm	LAYERS	SQ. FT.	LIN. FT.	PIECES	WEIGHT	SECTIONS	SQ. FT.	LIN. FT.	PIECES	WEIGHT
100x300 Stone	6	64	65 (soldier) 194.9 (sailor)	198	2979	Layer †	10.7	10.8 (soldier) 32.5 (sailor)	33	497
100x400 Stone	6	57	43.3 (soldier) 173.2 (sailor)	132	2684	Layer †	9.5	7.2 (soldier) 28.9 (sailor)	22	447
200x600 Stone	6	62	31.5 (soldier) 94.5 (sailor)	48	2889	Layer †	10.3	5.3 (soldier) 15.8 (sailor)	8	481
400x600 Stone	5	64.6	32.8 (soldier) 49.2 (sailor)	25	3012	Layer †	12.9	6.6 (soldier) 9.8 (sailor)	5	602

\*\* All three Ridgefield Plus/Smooth stones used as a sailor soldier course.  
† Packaged with mesh between layers.



# Copings, Curbs & Steps

Oaks copings, curbs and steps have been designed to coordinate perfectly with our paver, slab and wall products to provide you with a harmonious design aesthetic.



**Pavers:** Rialto 80mm, Marble Grey with Mackinaw border  
**Step Treads:** Oasis, Onyx  
**Curbs:** Castlerok 2, Greystone  
**Stone Masonry:** Artiste 2, Marble Grey




# Oasis 60mm



Nueva® Collection



**Step Treads:** Oasis, Onyx  
**Slabs:** Nueva® Slab, Champagne  
**Water feature:** Modan, Champagne with Oasis, Onyx caps



**Coping Stone**  
24 x 14.125"  
(610 x 360mm)  
Individually Packaged



CHAMPAGNE **NEW!**




ONYX



CLOUDBURST **NEW!**



MARBLE GREY **NEW!**



MILANO **NEW!**




# Cassina 70mm



Nueva® Collection



DOVER



ONYX

**Coping:** Cassina, Onyx  
**Slabs:** Nueva® Slab, Marble Grey



**Coping Stone**  
8 x 12"  
(203 x 305mm)

# Fronterra Curb

Rialto Collection



CHARTAN



GREYSTONE

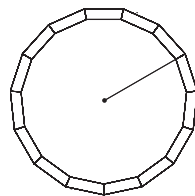


ONYX

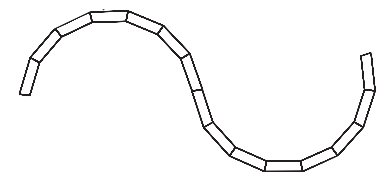
**Curbs:** Fronterra, Greystone  
**Pavers:** Nueva® Paver, Marble Grey with Onyx inset  
**Walls:** Nueva® 150, Marble Grey with Marble Grey coping



Outside Width 14.6 x Inside Width 13 x 5.9 x 3.9"  
 (Outside Width 372 x Inside Width 330 x 150 x 100mm)



**Circle**  
 15 pieces make a 1.8m (71")  
 outside diameter circle.



**Serpentine**  
 To achieve larger radius applications,  
 gap the inside (backside) of the curb  
 unit accordingly.



# Aria Step



Rialto Collection



NEW COLOURS!




SMOOTH  
TOP, BACK & ENDS



EMBOSSSED  
FRONT FACE

CHAMPAGNE



EMBOSSSED  
FRONT FACE  
(Villanova shown)

Smooth top, back  
& ends (not shown)

MACKINAW **NEW!**



SMOOTH  
TOP, BACK & ENDS




EMBOSSSED  
FRONT FACE

MARBLE GREY **NEW!**



SMOOTH  
TOP, BACK & ENDS



EMBOSSSED  
FRONT FACE  
(Rialto shown)

ONYX **NEW!**

**Steps:** Aria Step, Champagne  
**Slabs:** Rialto 60mm, Champagne



**Step Unit**  
47.24 x 6.5 x 15.75"  
(1200 x 165 x 400mm)




# Nueva® Step



Nueva® Collection




**Steps:** Nueva® Step, Onyx  
**Pavers:** Molina® 60mm, Moraine with Twilight border




CHAMPAGNE




ONYX



CLOUDBURST



MARBLE GREY



MILANO **NEW!**



**1200mm Step Unit**  
47.24 x 5.91 x 15.75"  
(1200 x 150 x 400mm)

Smooth on all faces  
and ends.







**Slabs:** Molina® 60mm, Moraine  
**Walls/Fireplace:** Nueva® 75, Champagne  
with Onyx coping  
**Curbs:** Castlerok 2, Greystone



# Walls

Beyond the average garden or retaining wall, our walls are functional, versatile, durable and beautiful! Build anything from seat walls to fireplaces, steps to pillars and outdoor kitchens. With coordinating walls, pavers, steps, and curbs, Oaks has everything you need.



# Modeco One

Legacy Collection



CHARTAN



GREYSTONE



ONYX



SANDSTONE

**Walls:** Modeco One, Chartan

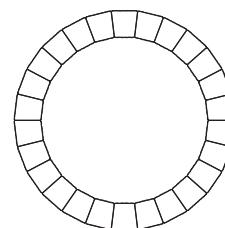


**Standard Unit**

Outside Width 7.25 x Inside Width 5.50 x 3.50 x 7.25"  
(Outside Width 184 x Inside Width 140 x 89 x 184mm)

**Individually Packaged**

\*Concrete adhesive is required between rows for optimum stability.



**Tree Ring**

26 pieces make a 1.5m (60") outside diameter circle.



# Castlerok 2

Legacy Collection



CHARTAN



GREYSTONE



ONYX



SANDSTONE

**Pillars:** Castlerok 2, Greystone with Onyx accent  
**Slabs:** Rialto 60mm, Champagne with Monterey, Onyx border



**Standard Unit**  
12 x 4 x 8"  
(305 x 102 x 203mm)

\*Concrete adhesive is required between rows for optimum stability.



# Gardenia Linear

Legacy Collection



CHARTAN



GREYSTONE



SANDSTONE

**Walls:** Gardenia Linear, Greystone  
**Pavers:** Market Paver, Sangria and Serengeti  
**Steps:** Aria Step, Greyfield



**Linear Unit**  
23.62 x 5.91 x 7.87"  
(600 x 150 x 200mm)  
**Individually Packaged**



**90° Corner Unit**  
11.81 x 5.91 x 7.87"  
(300 x 150 x 200mm)  
**Individually Packaged**




For right and left corner info,  
consult the Gardenia product  
sheet available on our website.  
**Scan to view!**



# Modan

Nueva® Collection


**NEW COLOUR!**




CHAMPAGNE




TWILIGHT



CLOUDBURST



MARBLE GREY



MILANO **NEW!**

**Water Feature:** Modan, Champagne  
**Slabs:** Rialto 60mm, Champagne with Monterey, Onyx border



**330 Unit**  
 12.99 x 4.33 x 8.66"  
 (330 x 110 x 220mm)



**440 Unit**  
 17.32 x 4.33 x 8.66"  
 (440 x 110 x 220mm)



**550 Unit**  
 21.65 x 4.33 x 8.66"  
 (550 x 110 x 220mm)



**660 Unit**  
 25.98 x 4.33 x 8.66"  
 (660 x 110 x 220mm)



**Linear Unit**  
 17.32 x 4.33 x 8.66"  
 (440 x 110 x 220mm)  
**Individually Packaged**

**4 BLOCK COMBO BUNDLE**

\*Concrete adhesive is required between rows for optimum stability.




# Nueva® 75 Wall

Nueva® Collection


NEW COLOURS!




Walls: Nueva® 75, Champagne with Onyx coping




CHAMPAGNE



ONYX



CLOUDBURST **NEW!**



MARBLE GREY



MILANO **NEW!**



**16" Unit**  
15.75 x 2.95 x 11.81"  
(400 x 75 x 300mm)



**20" Unit**  
19.69 x 2.95 x 11.81"  
(500 x 75 x 300mm)



**20" Corner/End Unit**  
19.69 x 2.95 x 11.81"  
(500 x 75 x 300mm)



**24" Unit**  
23.62 x 2.95 x 11.81"  
(600 x 75 x 300mm)



**Coping Unit**  
23.62 x 2.95 x 13.38"  
(600 x 75 x 340mm)  
**Packaged with  
End Coping Units.**



**End Coping Unit**  
23.62 x 2.95 x 13.38"  
(600 x 75 x 340mm)  
**Packaged with  
Coping Units.**

**4 BLOCK COMBO BUNDLE**

\*Onyx available in Combo Bundle and Coping.




# Nueva® 150 Wall

Nueva® Collection




**Walls:** Nueva® 150, Marble Grey with Marble Grey coping




CHAMPAGNE




ONYX\*



CLOUDBURST **NEW!**



MARBLE GREY



MILANO **NEW!**



**16" Unit**  
15.75 x 5.91 x 11.81"  
(400 x 150 x 300mm)



**20" Unit**  
19.69 x 5.91 x 11.81"  
(500 x 150 x 300mm)



**20" Corner/End Unit**  
19.69 x 5.91 x 11.81"  
(500 x 150 x 300mm)



**24" Unit**  
23.62 x 5.91 x 11.81"  
(600 x 150 x 300mm)



**Coping Unit**  
23.62 x 2.95 x 13.38"  
(600 x 75 x 340mm)  
**Packaged with  
End Coping Units.**



**End Coping Unit**  
23.62 x 2.95 x 13.38"  
(600 x 75 x 340mm)  
**Packaged with  
Coping Units.**

**4 BLOCK COMBO BUNDLE**

\*Onyx available in Coping and End Coping only.



# Ortana

Legacy Collection



DESERT



ONYX



GREYFIELD



SANDALWOOD



MOUNTAIN



NATURAL

**Walls/Pillars:** Ortana, Mountain

**Wall Caps:** Ortana, Desert

**Slabs:** Molina® 60mm, Moraine with Twilight border



**Standard Unit**  
7.87 x 5.91 x 11.81"  
(200 x 150 x 300mm)  
**Individually Packaged**



**Tapered Unit**  
Front Width 7.87 x Back Width 5.91 x 5.91 x 11.81"  
(Front Width 200 x Back Width 150 x 150 x 300mm)  
**Individually Packaged**



**90° Corner Unit**  
11.81 x 5.91 x 7.87"  
(300 x 150 x 200mm)  
**Individually Packaged**




**2' Split-Face Coping Unit**  
24.02 x 2.95 x 11.81"  
(610 x 75 x 300mm)  
**Individually Packaged**



For right and left corner info, consult the Ortana product sheet available on our website.  
**Scan to view!**

# Proterra™ Smooth

Nueva® Collection



GREYFIELD, SMOOTH



NATURAL, SMOOTH

**Walls:** Proterra™ Smooth, Natural



**Standard Unit**  
39.37 x 7.28 x 14.76"  
(1000 x 185 x 375mm)

Smooth on both faces  
**Individually Packaged**



**Double Unit**  
39.37 x 7.28 x 29.52"  
(1000 x 185 x 750mm)

Split on one face,  
smooth on one face  
**Packaged with similar  
Standard Unit**



**Triple Unit**  
39.37 x 7.28 x 44.29"  
(1000 x 185 x 1125mm)

Smooth on both faces  
**Packaged with similar  
Standard Unit**



**Standard Corner Unit**  
34.44 x 7.28 x 14.76"  
(875 x 185 x 375mm)

Smooth on both faces  
and closed end  
**Individually Packaged**



**Coping Corner/End Unit**  
34.44 x 7.28 x 16.92"  
(875 x 185 x 430mm)

Smooth on both faces  
and closed end  
**Individually Packaged**



**Coping-Step Unit**  
39.37 x 7.28 x 16.92"  
(1000 x 185 x 430mm)

Smooth on both faces  
**Individually Packaged**


**Note 1:** Coloured wall units also available as custom order. Minimum quantities apply.

**Note 2:** For right and left corner info, consult the Proterra™ product sheet available on our website.



# Proterra™ Split

Legacy Collection



GREYFIELD, SPLIT



NATURAL, SPLIT



TIMBERWOOD, SPLIT

Walls: Proterra™ Split, Natural



**Standard Unit**  
39.37 x 7.28 x 14.76"  
(1000 x 185 x 375mm)

Two units split on one face, smooth on one face  
One unit split on both faces

**Individually Packaged**



**Double Unit**  
39.37 x 7.28 x 29.52"  
(1000 x 185 x 750mm)

Split on one face, smooth on one face

**Packaged with similar Standard Unit**



**Standard Corner Unit**  
34.44 x 7.28 x 14.76"  
(875 x 185 x 375mm)

Split on front face and closed end

**Individually Packaged**



**Coping Corner/End Unit**  
34.44 x 7.28 x 16.92"  
(875 x 185 x 430mm)

Split on front face and closed end

**Individually Packaged**



**Coping-Step Unit**  
39.37 x 7.28 x 16.92"  
(1000 x 185 x 430mm)

Split on one face, smooth on one face

**Individually Packaged**

**Note 1:** Coloured wall units also available as custom order. Minimum quantities apply.

**Note 2:** For right and left corner info, consult the Proterra™ product sheet available on our website.

**Note 3:** Triple unit only available as Smooth. See Proterra™ Smooth page 43.

## WALL FEATURES & RECOMMENDED USES

# Product Matrix

PRODUCT	SIZES	RECOMMENDED USES						FUNCTIONAL FEATURES		
		GARDEN WALL	RETAINING WALL	CURB	PILLAR	TREE RING	FEATURE*	DOUBLE-SIDED	BUILT-IN INTERLOCK	CORED
<b>Modeco One</b>	Standard Unit	√				√		√		
<b>Castlerok 2</b>	Standard Unit	√		√	√		√	√		
<b>Gardenia Linear</b>	Linear Unit	√		√					√	
<b>Modan</b>	Combo Bundle	√		√			√			
	Linear Unit	√		√	√		√			
<b>Nueva® 75 Wall</b>	Combo Bundle	√					√	√	√	
<b>Nueva® 150 Wall</b>	Combo Bundle		√				√	√	√	√
<b>Ortana</b>	Standard Unit	√	√		(Corner Unit)		√	√	√	
	Tapered Unit	√	√				√		√	
<b>Proterra™ Smooth</b>	Standard Unit		√					√	√	
	Double Unit		√						√	
	Triple Unit		√						√	
<b>Proterra™ Split</b>	Standard Unit		√						√	
	Double Unit		√						√	

\*Feature = Fire pit/fire table, water feature, outdoor kitchen

### WALL TYPE/ALIGNMENT & INSTALLATION

PRODUCT	SIZES	STRAIGHT WALL	CURVED WALL	FREE-STANDING	SINGLE-DEPTH GRAVITY	MULTI-DEPTH GRAVITY	STABILIZED BACKFILL	GEOGRID REINFORCED	MACHINE INSTALL
<b>Modeco One</b>	Standard Unit	√	√	√	√				
<b>Castlerok 2</b>	Standard Unit	√		√	√				
<b>Gardenia Linear</b>	Linear Unit	√			√				
<b>Modan</b>	Combo Bundle	√			√				
	Linear Unit	√			√				
<b>Nueva® 75 Wall</b>	Combo Bundle	√		√	√				
<b>Nueva® 150 Wall</b>	Combo Bundle	√		√	√		√	√	
<b>Ortana</b>	Standard Unit	√		√	√		√	√	
	Tapered Unit		√		√		√	√	
<b>Proterra™ Smooth</b>	Standard Unit	√		√	√	√	√	√	√
	Double Unit	√		√	√	√	√	√	√
	Triple Unit	√		√	√	√	√	√	√
<b>Proterra™ Split</b>	Standard Unit	√		√	√	√	√	√	√
	Double Unit	√		√	√	√	√	√	√



COPINGS, CURBS, STEPS & WALLS

# Packaging Specs

BUNDLE SPECIFICATIONS						PER SECTION SPECIFICATIONS					
COPINGS	LAYERS	SQ. FT.	LIN. FT.	PCS	WEIGHT	SECTIONS	SQ. FT.	LIN. FT.	PCS	WEIGHT	WEIGHT/PCS
Oasis Coping	9	85	72	36	2448	Layer	9.5	8	4	272	68
Cassina Coping	2	52	52	78	1716	3	17.3	17.3	26	572	22
CURBS & STEPS	LAYERS	SQ. FT.	LIN. FT.	PCS	WEIGHT	SECTIONS	SQ. FT.	LIN. FT.	PCS	WEIGHT	WEIGHT/PCS
Fronterra Curb	4	-	125.1	108	2948	Layer	-	31.3	27	737	27.3
Aria Step	1	8.5 (face) 20.6 (top)	15.75	4	1600	No sections available for Aria Step					400
Nueva® Step	1	7.8 (face) 20.6 (top)	15.7	4	1440	-	-	-	-	-	360
MODECO ONE	LAYERS	SQ. FT.	LIN. FT.	PCS	WEIGHT	SECTIONS	SQ. FT.	LIN. FT.	PCS	WEIGHT	WEIGHT/PCS
Standard Unit	6	27.9 (straight) 31.7 (outside) 24.1 (inside)	95.7 (straight) 108.7 (outside) 82.7 (inside)	180	2520	Layer	4.7 (straight) 5.3 (outside) 4 (inside)	16 (straight) 18 (outside) 13.8 (inside)	30	420	14
CASTLEROK 2	LAYERS	SQ. FT.	LIN. FT.	PCS	WEIGHT	SECTIONS	SQ. FT.	LIN. FT.	PCS	WEIGHT	WEIGHT/PCS
Standard Unit	6	32	96	96	2976	Layer	5.33	16	16	496	31
GARDENIA LINEAR	LAYERS	SQ. FT.	LIN. FT.	PCS	WEIGHT	SECTIONS	SQ. FT.	LIN. FT.	PCS	WEIGHT	WEIGHT/PCS
Linear Unit	4	31	63	32	2848	2	15.5	31.5	16	1424	89
90° Corner Unit	4	51.6	104.4	64	2880	2	25.8	52.2	32	1440	45
MODAN	LAYERS	SQ. FT.	LIN. FT.	PCS	WEIGHT	SECTIONS	SQ. FT.	LIN. FT.	PCS	WEIGHT	WEIGHT/PCS
COMBO BUNDLE 330 Unit, 440 Unit, 550 Unit, 660 Unit	3	28.1	78	12 ea.	2884	Layer	9.4	26	4 ea.	961	40 (330 Unit) 53 (440 Unit) 67 (550 Unit) 80 (660 Unit)
Linear Unit	3	25 (wall) 37.5 (column)	69.3	48	2544	Layer	8.3 (wall) 12.5 (column)	23	16	848	53
NUEVA® 75 WALL	LAYERS	SQ. FT.	LIN. FT.	PCS	WEIGHT	SECTIONS	SQ. FT.	LIN. FT.	PCS	WEIGHT	WEIGHT/PCS
COMBO BUNDLE 16" Unit, 20" Unit, 20" Corner/End Unit, 24" Unit	6	19.5	78	12 ea.	2589	Layer	3.3	13	2 ea.	432	43 (16" Unit) 54 (20" Unit) 54 (20" Cor./End) 65 (24" Unit)
Coping Unit Coping End Unit	8	11.6	47.2	16 8	1872	Layer	1.5	5.9	2 1	234	78 78
NUEVA® 150 WALL	LAYERS	SQ. FT.	LIN. FT.	PCS	WEIGHT	SECTIONS	SQ. FT.	LIN. FT.	PCS	WEIGHT	WEIGHT/PCS
COMBO BUNDLE 16" Unit, 20" Unit, 20" Corner/End Unit, 24" Unit	4	26	52.5	8 ea.	3200	Layer	6.5	13.1	2 ea.	800	76 (16" Unit) 90 (20" Unit) 110 (20" Cor./End) 124 (24" Unit)
Coping Unit Coping End Unit	8	11.6	47.2	16 8	1872	Layer	1.5	5.9	2 1	234	78 78
ORTANA	LAYERS	SQ. FT.	LIN. FT.	PCS	WEIGHT	SECTIONS	SQ. FT.	LIN. FT.	PCS	WEIGHT	WEIGHT/PCS
Standard Unit	3	19.4	39.4	60	2760	4	4.9	9.9	15	690	46
Tapered Unit	3	19.4	39.4	60	2400	No sections available for tapered units					40
90° Corner Unit	4	19.4	39.4	24	1128	No sections available for corner units					47
2' Coping Unit	6	11.8	48	24	1680	2	5.9	24	12	840	70

Weights/Piece are approximate.

COPINGS, CURBS, STEPS & WALLS

# Packaging Specs

BUNDLE SPECIFICATIONS						PER SECTION SPECIFICATIONS					
PROTERRA™ SMOOTH	LAYERS	SQ. FT.	LIN. FT.	PCS	WEIGHT	SECTIONS	SQ. FT.	LIN. FT.	PCS	WEIGHT	WEIGHT/PCS
Standard Unit	3	18	29.5	9	3150	Layer	6	9.8	3	1050	350
<b>COMBO BUNDLE</b> Standard, Double	3	6 ea.	9.8 ea.	3 ea.	3150	Layer	2 ea.	3.3 ea.	1 ea.	1050	350 (Std.) 700 (Dbl.)
Triple Unit	3	6	9.8	3	3150	Layer	2	3.3	1	1050	1050
Standard Corner Unit	3	24.6	40.6	9	3150	Layer	8.2	13.5	3	1050	350
Coping Corner/ End Unit	3	17.1	28.1	6	2400	Layer	5.7	9.4	2	800	400
Coping-Step Unit	3	12	19.6	6	2388	Layer	4	6.5	2	796	398
PROTERRA™ SPLIT	LAYERS	SQ. FT.	LIN. FT.	PCS	WEIGHT	SECTIONS	SQ. FT.	LIN. FT.	PCS	WEIGHT	WEIGHT/PCS
Standard Unit	3	18	29.5	9	3150	Layer	6	9.8	3	1050	350
<b>COMBO BUNDLE</b> Standard, Double	3	6 ea.	9.8 ea.	3 ea.	3150	Layer	2 ea.	3.3 ea.	1 ea.	1050	350 (Std.) 700 (Dbl.)
Standard Corner Unit	3	22.4	36.9	9	2772	Layer	7.4	12.3	3	924	308
Coping Corner/ End Unit	3	15.6	25.7	6	2088	Layer	5.2	8.6	2	696	348
Coping-Step Unit	3	12	19.6	6	2388	Layer	4	6.5	2	796	398

Weights/Piece are approximate.



# FREESTANDING & RETAINING WALL

## Capabilities Chart

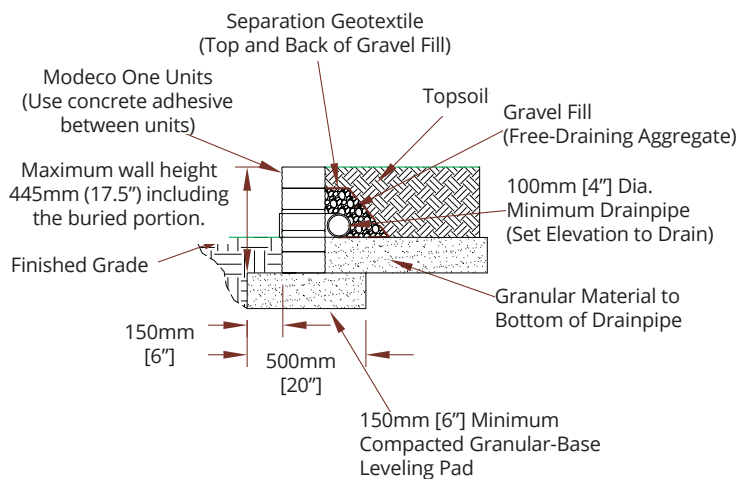
This chart provides general construction limits based on a typical planter bed behind the wall. Reference the available Estimating Guides (Nueva®, Ortana & Proterra™) for higher retaining walls, where there is any sort of load (slope, fence, traffic) behind the wall, or where any other special conditions exist. Design support is recommended when there is a pedestrian guard required [area behind the wall is accessible and the wall height exceeds 600mm (23.6")] and/or a building permit is required [wall height exceeds 1,000mm (39.4")].

WALL BLOCK TYPE	DESIGN	MAXIMUM WALL HEIGHT UNDER IDEAL CONDITIONS		ADHESIVES REQUIRED	SETBACK ANGLE DEGREES	MINIMUM OUTSIDE RADIUS	
		INCHES	MILLIMETRES			INCHES	MILLIMETRES
Modeco One	Vertical	17.5	445	yes	0	30.25	768
Castlerok 2	Vertical	20.1	510	yes	0	n/a	n/a
Gardenia Linear	Setback	24	600	no	5	n/a	n/a
Modan	Vertical	21.7	550	yes	0	n/a	n/a
Nueva® 75 Wall	Vertical	20.7	525	no	0	n/a	n/a
	Setback	20.7	525	no	3.5	n/a	n/a
Nueva® 150 Wall	Vertical	20.7	525	no	0	n/a	n/a
	Setback	20.7	525	no	3.5	n/a	n/a
Ortana	Vertical	20.7	525	no	0	48	1219
	Setback	26.6	675	no	7	48	1219
Proterra™	Vertical	21.9	555	no	0	n/a	n/a
	Setback	36.4	925	no	8	n/a	n/a

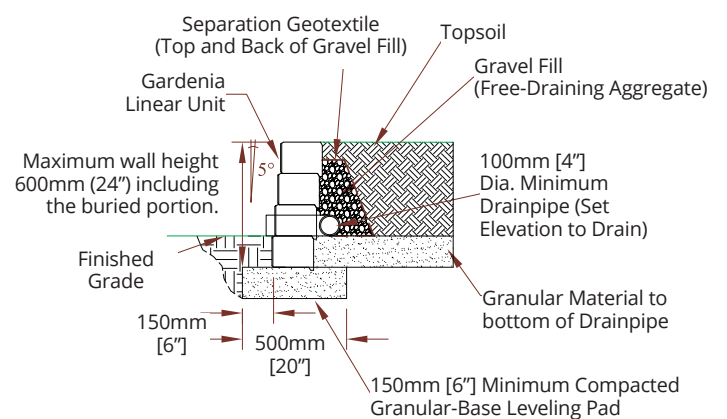
**Note 1:** Maximum height includes the buried portion of the wall and the coping unit (where applicable)

**Note 2:** Concrete adhesive is required as there is no form of interlock between units.

### Vertical Option



### Setback Option



## DIY? View our Garden Wall Installation Guide!



Scan to view!

Visit [OAKSpavers.com/en/resource-search/garden-wall-installation-guidelines](https://www.oakspavers.com/en/resource-search/garden-wall-installation-guidelines)









**On the front cover:**

Nueva® XL Slab, Cloudburst

Distributed by/Authorized Dealer:



**OAKSPAVERS.COM**

**CA** 1.800.709.OAKS (6257) | **US** 1.800.876.OAKS (6257)

**BRAMPTON**

225 WANLESS DRIVE  
BRAMPTON, ON L7A 1E9

**BOISBRIAND**

4200, MARCEL-LACASSE  
BOISBRIAND, QC J7H 1N3

**BROCKVILLE**

3007 COUNTY RD. #29, PO BOX 141  
BROCKVILLE, ON K6V 5V2

**CAMBRIDGE**

1038 RIFE ROAD  
CAMBRIDGE, ON N1R 5S3

**HILLSDALE**

2108 FLOS ROAD FOUR EAST  
HILLSDALE, ON L0L 1V0

**MARKHAM**

455 RODICK ROAD  
MARKHAM, ON L6G 1B2

**DETROIT**

51744 PONTIAC TRAIL  
WIXOM, MI 48393

**FARMERSBURG**

1256 EAST COUNTY RD. 950 N.  
FARMERSBURG, IN 47850



Product representations shown in this publication are intended to convey the general colour, texture and appearance of the product. Variations may occur in the manufacturing and printing process. Always select from current, physical product samples.

CAE35K/04/23